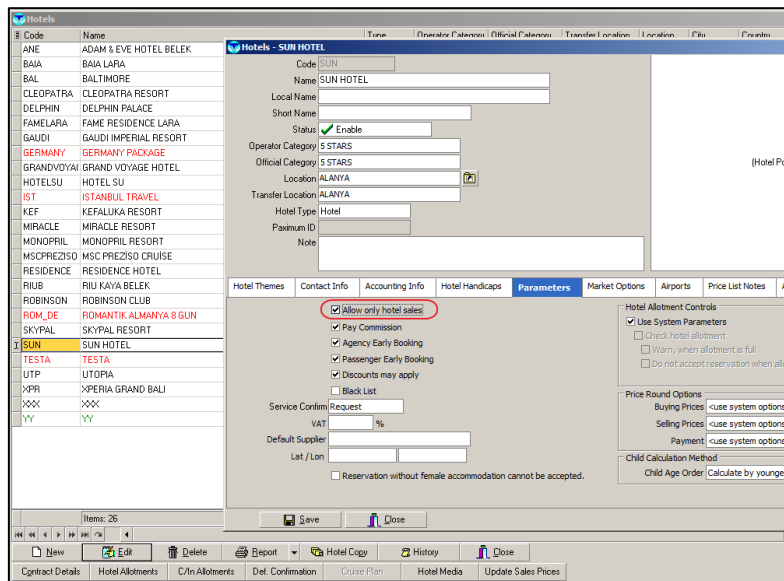


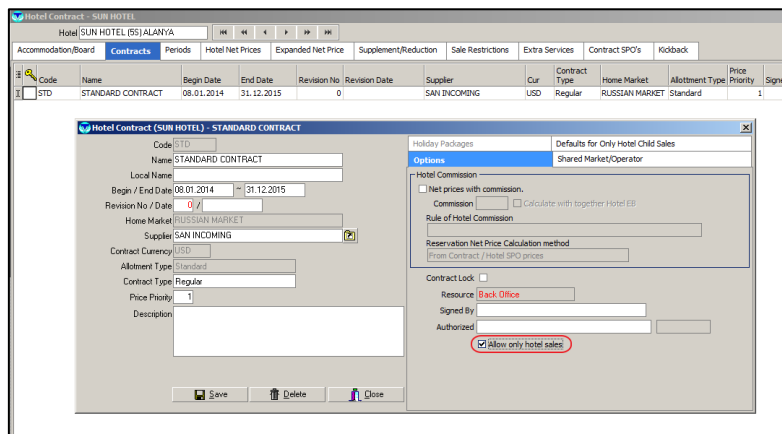
Only Hotels Sales

From now on you will have possibility to publish “only hotel” prices without creating any package or price list. For using this new TourVisio technology you have to do some configuration which we’ll show you on the screenshots below:

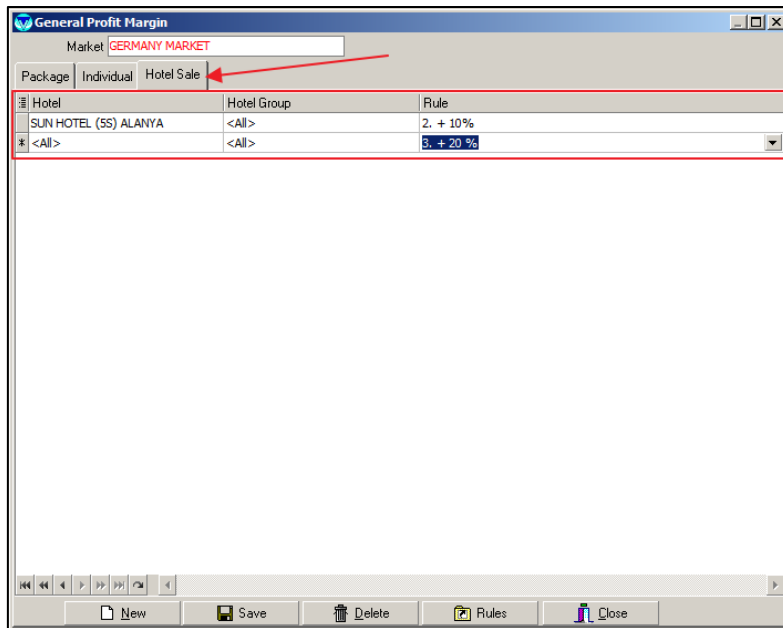
1. Under Definition / Hotels you have to **edit** your Hotel which you want to activate for “Only Hotels Sales”. Under the tab Parameters you have to **activate** the click “Allow only hotel sales”.



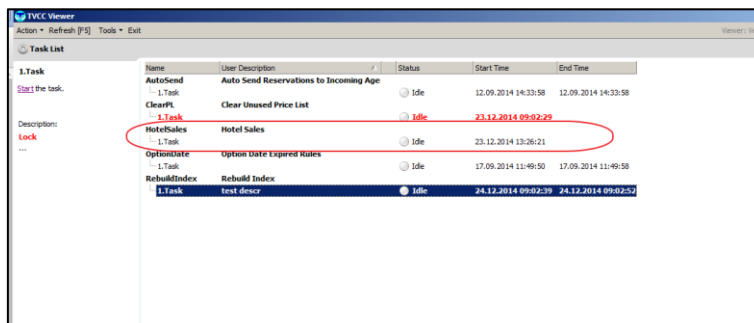
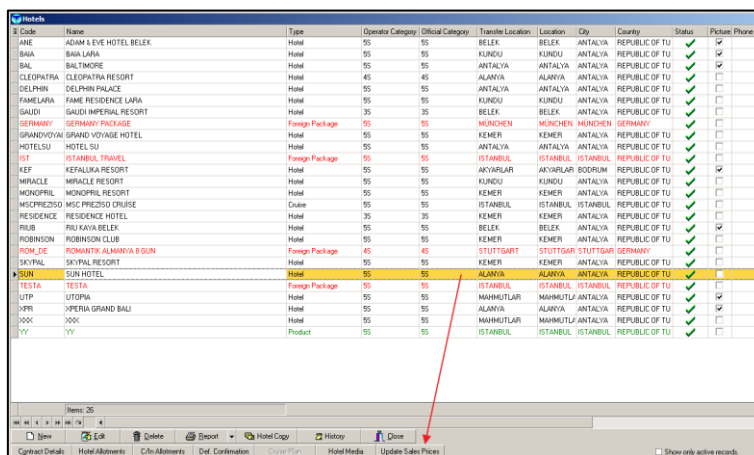
2. The second step is to activate your hotel contract for “Only Hotels Sales”. For this step please **edit** your Hotel Contract and **activate** the click “Allow only hotel sales”.



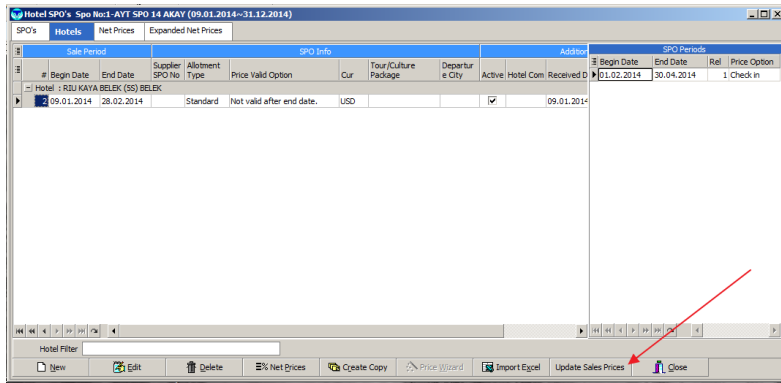
3. Your next step is now to **define** the profit rules for your “Only Hotels Sales”. For this you have to go to “General Profit Margin” and **click** the tab “Hotel Sale”. There you can **define** profit Hotel by Hotel or generally for All Hotels at the same time.



- For activating your hotels to the sale you can **start** a manual “Update Sale Price” process hotel by hotel under Definition / Hotels or you can **activate** a TVCC (TourVisio ControlCenter) task which **starts** the process automatically with intervals.



- Also you can **update** your Hotel SPO's manually one by one or **wait** until your TVCC will **update** your Hotel SPO prices.



6. Finally you can **do** reservations by using the Price Search Wizard. For **making** reservations you have to **use** tab "Only Hotels". Your prices for B2B or B2C will be automatically updated after the updating process is successfully. For b2b and b2c (also web services) usage contact with support team.

