

# Only Hotels Sales

From now on you will have possibility to publish “only hotel” prices without creating any package or price list. For using this new TourVisio technology you have to do some configuration which we’ll show you on the screenshots below:

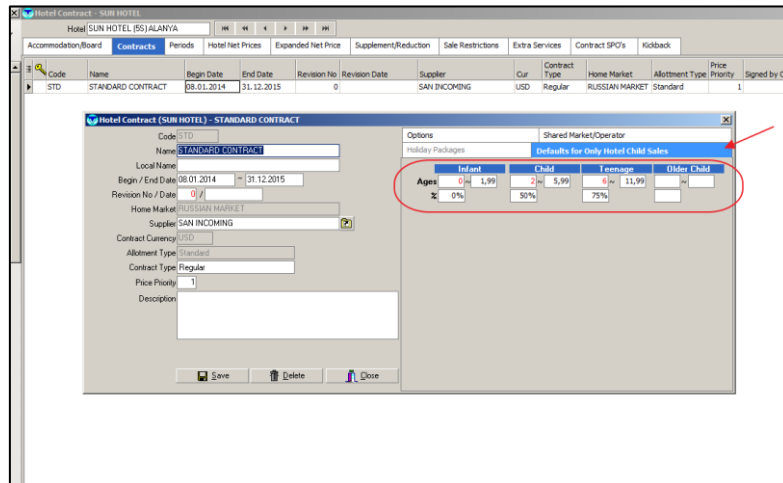
1. Under Definition / Hotels you have to **edit** your Hotel which you want to activate for “Only Hotels Sales”. Under the tab Parameters you have to **activate** the click “Allow only hotel sales”.

The screenshot shows the configuration interface for a hotel named 'SUN HOTEL'. The 'Parameters' tab is selected, and the 'Allow only hotel sales' checkbox is checked and circled in red. Other visible options include 'Pay Commission', 'Agency Early Booking', 'Passenger Early Booking', and 'Discounts may apply'. The interface also shows fields for 'Service Confirm', 'Request', 'VAT', 'Default Supplier', and 'List / Lon'.

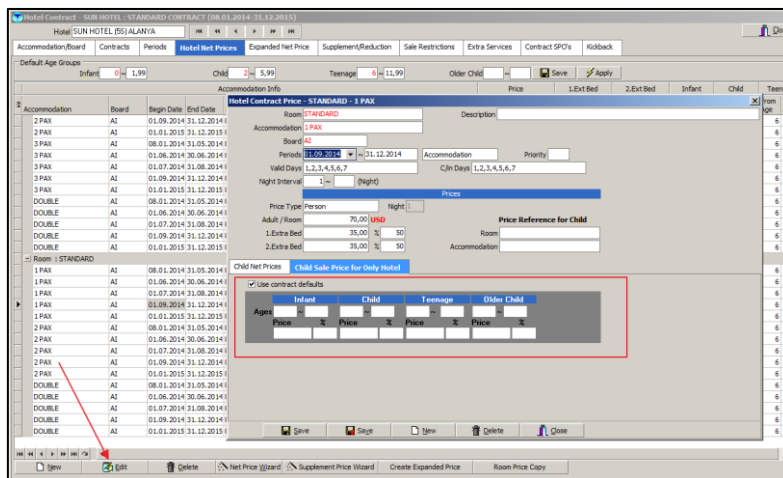
2. The second step is to activate your hotel contract for “Only Hotels Sales”. For this step please **edit** your Hotel Contract and **activate** the click “Allow only hotel sales”.

The screenshot shows the configuration interface for a 'STANDARD CONTRACT'. The 'Options' tab is selected, and the 'Allow only hotel sales' checkbox is checked and circled in red. Other visible options include 'Net prices with commission', 'Reservation Net Price Calculation method', and 'Contract Lock'. The interface also shows fields for 'Begin / End Date', 'Home Market', 'Supplier', 'Contract Currency', 'Allotment Type', 'Contract Type', 'Price Priority', and 'Description'.

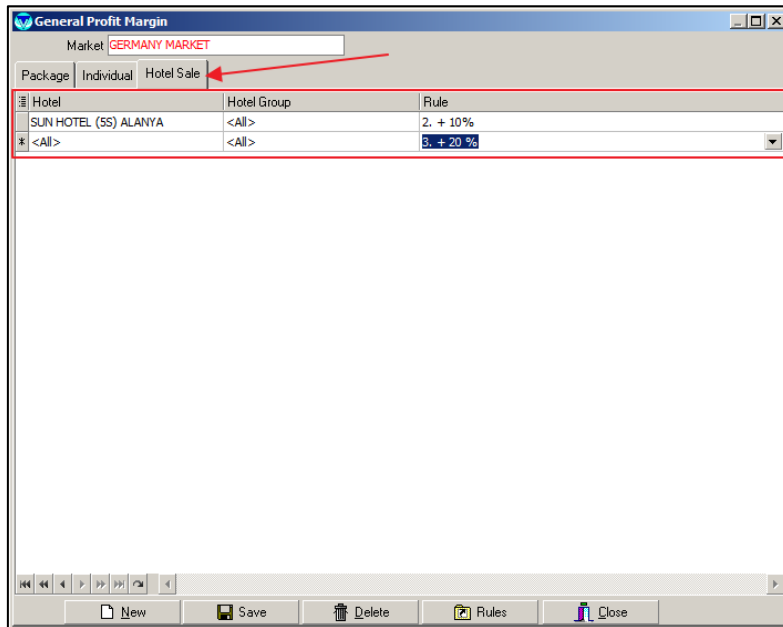
- Now you have to **define** Child Age Groups and child prices in percentage according to the adult prices. For this you have to **click** tab “Defaults for Only Hotel Child Sales” and there you should **insert** Child Age Group combinations and child prices in the percentage according to adult price.



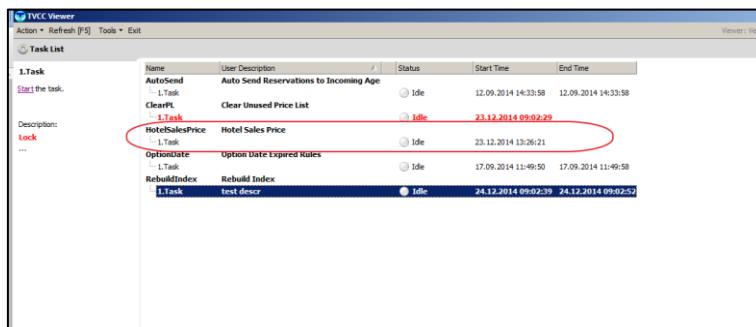
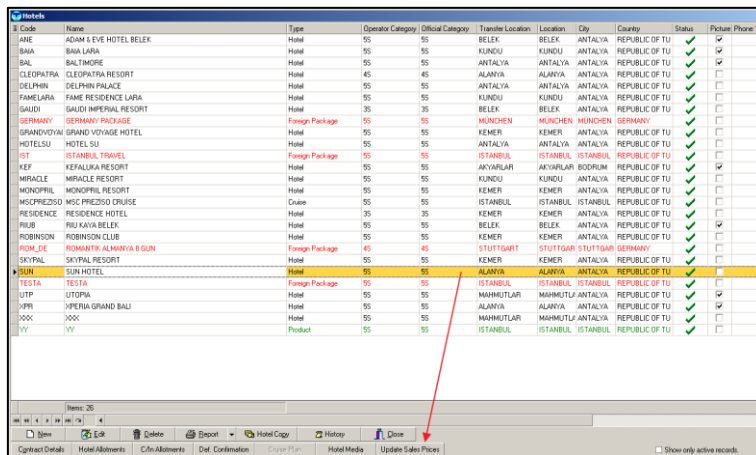
- You have also possibility to **adjust** the child Age Groups and child prices in percentage according to the adult prices day by day. For that you have to **edit** your Prices and **click** tab “Child Sale Price for Only Hotel Child Sales”



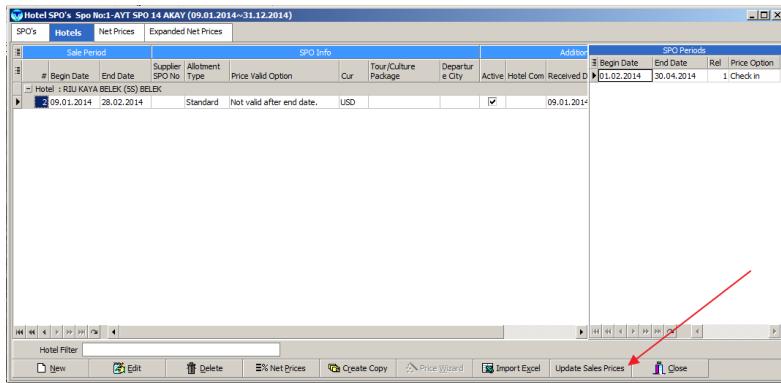
- Your next step is now to **define** the profit rules for your “Only Hotels Sales”. For this you have to go to “General Profit Margin” and **click** the tab “Hotel Sale”. There you can **define** profit Hotel by Hotel or generally for All Hotels at the same time.



- For activating your hotels to the sale you can **start** a manual “Update Sale Price” process hotel by hotel under Definition / Hotels or you can **activate** a TVCC (TourVisio ControlCenter) task which **starts** the process automatically with intervals.



7. Also you can **update** your Hotel SPO's manually one by one or **wait** until your TVCC will **update** your Hotel SPO prices.



8. Finally you can **do** reservations by using the Price Search Wizard. For **making** reservations you have to **use** tab "Only Hotels". Your prices for B2B or B2C will be automatically updated after the updating process is successfully.

